

Technical sheet :

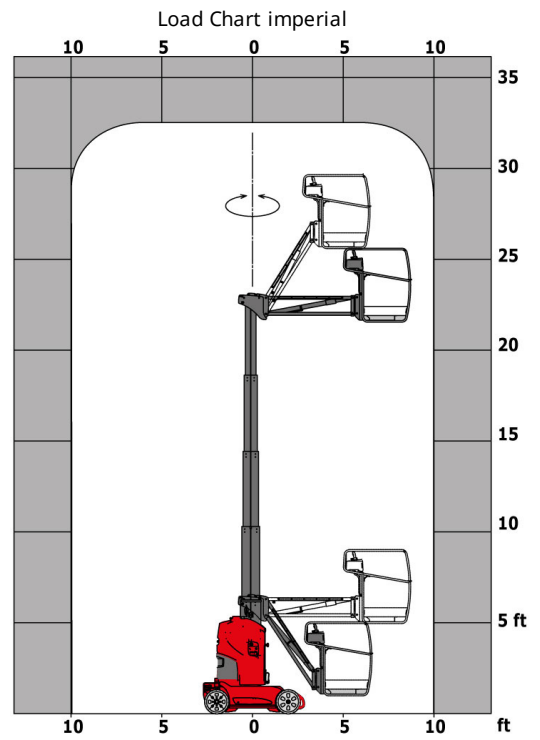
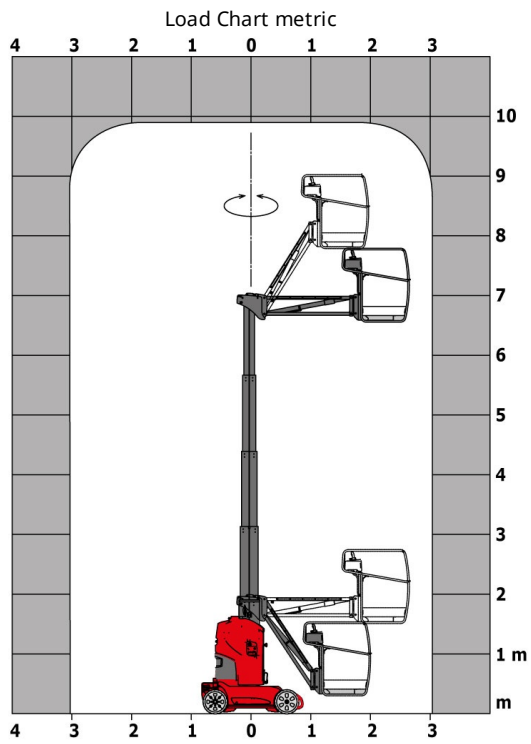
100 VJR



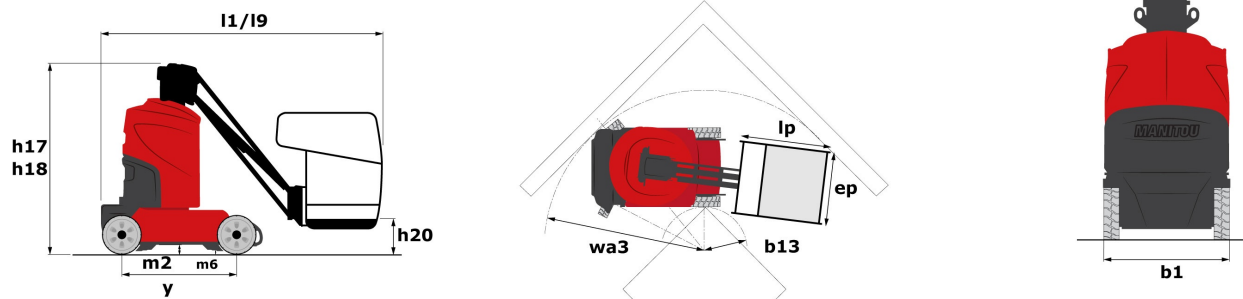
| Capacities | | Metric | Imperial |
|-------------------------------------------------------|---------|----------------------------------------------------------------------------------------------------------------|----------------------------------------------------------------------------------------------------------------|
| Working height | h21 | 9.85 m | 32 ft 4 in |
| Platform height | h7 | 7.85 m | 25 ft 9 in |
| Max. outreach | r1 | 3.15 m | 10 ft 4 in |
| Overhang | h31 | 6.67 m | 21 ft 11 in |
| Pendular arm rotation (bottom) | | +70 ° | +70 ° |
| Platform capacity | Q | 200 kg | 441 lbs |
| Turret rotation | | 350 ° | 350 ° |
| Number of people (inside / outside) | | 2 / 1 | 2 / 1 |
| Weight and dimensions | | | |
| Platform weight* | | 2650 kg | 5842 lbs |
| Platform dimensions (length x width) | lp / ep | 1.11 m x 0.93 m | 3 ft 8 in x 3 ft 1 in |
| Overall width | b1 | 0.99 m | 3 ft 3 in |
| Overall length | l1 | 2.8 m | 9 ft 2 in |
| Overall height | h17 | 1.99 m | 6 ft 6 in |
| Floor height (access) | h20 | 0.51 m | 1 ft 8 in |
| Jib length | l13 | 1.5 m | 4 ft 11 in |
| Counterweight offset (turret at 90°) | a7 | 0.095 m | 4 in |
| Internal turning radius (over tyres) | b13 | 0.59 m | 1 ft 11 in |
| External turning radius | Wa3 | 2.09 m | 6 ft 10 in |
| Plugs / stability bars ground clearance | m6 | 0.02 m | 1 in |
| Ground clearance at centre of wheelbase | m2 | 0.09 m | 4 in |
| Wheelbase | y | 1.2 m | 3 ft 11 in |
| Performances | | | |
| Drive speed - stowed | | 5 km/h | 3.1 mph |
| Drive speed - raised | | 0.7 km/h | 0.4 mph |
| Gradeability | | 25 % | 25 % |
| Permissible leveling | | 2 ° | 2 ° |
| Wheels | | | |
| Tyres type | | Solid non-marking tires | Solid non-marking tires |
| Dimensions of front wheels / rear wheels | | 0.41 x 0.13m - 0.41 x 0.13m | 0.41 x 0.13m - 0.41 x 0.13m |
| Drive wheels (front / rear) | | 0 / 2 | 0 / 2 |
| Steering wheels (front / rear) | | 2 / 0 | 2 / 0 |
| Braking wheels (front / rear) | | 0 / 2 | 0 / 2 |
| Engine/Battery | | | |
| Electric engine power rating | | 2 x 1.5 kW | 2 x 1.5 kW |
| Number of hydraulic pump / Capacity of hydraulic pump | | 2 x 4.20 cm³ | 2 x 0.26 in³ |
| Battery / Batteries capacity | | 24 V / 250 Ah | 24 V / 250 Ah |
| Integrated charger (V / Ah) | | 24 V / 30 Ah | 24 V / 30 Ah |
| Miscellaneous | | | |
| Number of cycles with STD Battery (HIRD) | | 29 | 29 |
| Ground Pressure | | 11.8 daN/cm² | 171.14 PSI |
| Hydraulic Pressure | | 140 Bar | 10 PSI |
| Hydraulic tank capacity | | 22 l | 5.81 US gal |
| Vibration on hands/arms | | < 2.5 m/s | < 8.2 ft/s |
| Standards compliance | | | |
| This machine is in compliance with: | | European directives: 2006/42/EC- Machinery (revised EN280:2013) - 2004/108/EC (EMC) - 2006/95/EC (Low voltage) | European directives: 2006/42/EC- Machinery (revised EN280:2013) - 2004/108/EC (EMC) - 2006/95/EC (Low voltage) |

*Varies according to options and standards of the country to which the machine is delivered

Load chart



Dimensional drawing



Equipment

Standard

- Audible alarm and illuminated indicator lamp (leveling, overload, lowering)
- Battery charge indicator lamp
- CAN bus technology
- Emergency stop button in platform and on frame
- Fixed pothole protection
- Fork pockets
- Horn in the platform
- Hour meter
- Integrated diagnostic assistance
- Manual emergency lowering
- Multi-voltage integrated charger
- Negative-type braking on rear wheels
- Non-marking rubber tyres
- Pendular arm
- Platform with open-work floor
- Proportional controls
- Slings and securing rings
- Tool box in platform
- Traction battery

Optional

- 110 or 230V plug with differential circuit breaker
- 230V Predisposition
- Air predisposition
- Beep on every movement
- Biodegradable oil
- Centralized recharging of battery
- Extreme cold oil
- Flashing Light
- Maintenance-free battery
- Personalized paintwork
- SMS : Safe Man System
- Safety harness
- Working headlight in platform



Siège Social
430 rue de l'Aubinière - 44150 Ancenis Cedex - France
Tel: +33(0)2 40 09 10 11 - Fax: +33 (0)2 40 09 10 97
www.manitou.com



This brochure describes versions and configuration options for Manitou products which may be fitted with different equipment. The equipment described in this brochure may be standard, optional or not available depending on version. Manitou reserves the right to change the specifications shown and described at any time and without prior warning. The manufacturer is not liable for the specifications given. For more information, contact your Manitou dealer. Non-contractual document. Product descriptions may differ from actual products. List of specifications is not comprehensive. The logos and visual identity of the company are the property of Manitou and may not be used without authorisation. All rights reserved. The photos and diagrams contained in this brochure are provided for information only.

MANITOU BF SA - Limited company with board of directors - Share capital: 39,668,399 euros - 857 802 508
RCS Nantes